

Joy Hotel & Resorts Private Limited

411, Anand Bhawan, 22, K. G. Marg, New Delhi-110001

Tel.: +91 11 23358774-75, Fax: +91 11 23358776

Email : joy@bluecoast.in, www.bluecoast.in

Corporate Identity Number:
U24121CH1972PTC003096

Blue Coast
Group of Hotels

Regd. Office: 33-34, Chandigarh Industrial & Business Park,
Phase - II, Tribune Chowk, Chandigarh-160002.
Tel.: +91 172 4610034, Fax: +91 172 4630033

9th July, 2014

BY FAX / COURIER

✓ MR. RAJESH GANDHI
DEPARTMENT OF CORPORATE SERVICES - CRD
BOMBAY STOCK EXCHANGE LIMITED
1ST FLOOR, NEW TRADING RING
ROTUNDA BUILDING, P. J. TOWERS
DALAL STREET, FORT, MUMBAI - 400 001
FAX: 022 - 2272 2037 / 2039 / 2041 / 2061

MR. HARI. K.
ASST. VICE PRESIDENT
NATIONAL STOCK EXCHANGE OF INDIA LTD.
"EXCHANGE PLAZA", PLOT NO. C- 1, G-
BLOCK,
BANDRA - KURLA COMPLEX,
BANDRA (E), MUMBAI - 400 051
FAX: 022 - 2659 8237 - 8238 / 2659 8347 -
8348

Sub: Compliance Of Listing Agreement.

Dear Sir,

Referring to captioned subject, please find enclosed herewith the following documents as per the requirements of the Listing Agreement for the quarter ending 30th June, 2014:

1. Shareholding Pattern as per cl. 35 of the Listing Agreement.
2. Corporate Governance Report as per cl. 49 of the Listing Agreement.
3. Reconciliation of Share Capital Audit Report as received from Company Secretary in Practice for the quarter ended 31st March, 2014.

Kindly take the above documents on record.

Thanking you,

Yours Faithfully,

for **BLUE COAST HOTELS LIMITED**

Neha Mittal

(Neha Mittal)
Company Secretary

Encl.: A/a

PARK HYATT GOA[®]
RESORT AND SPA

MGM  NEW DELHI
GRAND


Sheraton
Chandigarh


Sheraton
Amritsar

The Spirit of India™

Annexure II
BLUE COAST HOTELS LTD

(1) (a) Statement showing Shareholding Pattern as on

30/06/2014

Category code	Category of shareholder	Number of shareholders	Total Number of Shares	Number of shares held in dematerialized form	Total Shareholding as a percentage of total no. of shares		Shares Pledged or otherwise encumbered	
					As a percentage of (A+B) (VI)	As a percentage of (A+B+C) (VII)	No. of shares (VIII)	As a percentage (IX)=(VIII)/(IV)*100
(I)	(II)	(III)	(IV)	(V)	(VI)	(VII)	(VIII)	(IX)
(A) Shareholding of promoter and promoter Group								
(1) Indian								
(a)	INDIVIDUALS/HUF	12	4,03,100	4,03,100	4.55	4.55	3,13,342	77.73
(b)	CENTRAL GOVERNMENT/STATE GOVERNMENT	0	0	0	0.00	0.00	0	0.00
(c)	BODIES CORPORATE	12	35,39,900	35,39,700	39.93	39.93	35,39,700	99.99
(d)	FINANCIAL INSTITUTIONS/BANKS	0	0	0	0.00	0.00	0	0.00
(e)	ANY OTHER (SPECIFY)	0	0	0	0.00	0.00	0	0.00
	Sub-Total (A) (1)	24	39,43,000	39,42,800	44.48	44.48	38,53,042	97.72
(2) Foreign								
(a)	INDIVIDUALS(NRI)/FOREIGN INDIVIDUALS	0	0	0	0.00	0.00	0	0.00
(b)	BODIES CORPORATE	0	0	0	0.00	0.00	0	0.00
(c)	INSTITUTIONS	0	0	0	0.00	0.00	0	0.00
(d)	QUALIFIED FOREIGN INVESTOR	0	0	0	0.00	0.00	0	0.00
(e)	ANY OTHER (SPECIFY)	0	0	0	0.00	0.00	0	0.00
	Sub-Total (A) (2)	0	0	0	0.00	0.00	0	0.00
	Total (A)	24	39,43,000	39,42,800	44.48	44.48	0	0.00
(B) Public shareholding								
(1) Institutions								
(a)	MUTUAL FUNDS/UTI	0	0	0	0.00	0.00	0	0.00
(b)	FINANCIAL INSTITUTIONS/BANKS	0	0	0	0.00	0.00	0	0.00
(c)	CENTRAL GOVERNMENT/STATE GOVERNMENT	0	0	0	0.00	0.00	0	0.00
(d)	VENTURE CAPITAL FUND	0	0	0	0.00	0.00	0	0.00
(e)	INSURANCE COMPANIES	0	0	0	0.00	0.00	0	0.00
(f)	FOREIGN INSTITUTIONAL INVESTORS	0	0	0	0.00	0.00	0	0.00
(g)	FOREIGN VENTURE CAPITAL INVESTORS	0	0	0	0.00	0.00	0	0.00
(h)	QUALIFIED FOREIGN INVESTOR	0	0	0	0.00	0.00	0	0.00
(i)	MARKET MAKER	0	0	0	0.00	0.00	0	0.00
	Sub-Total	0	0	0	0.00	0.00	0	0.00
(2) Non-institutions								
(a)	BODIES CORPORATE	60	23,56,472	23,56,132	26.58	26.58	0	0.00
(b)	i) INDIVIDUALS -HOLD UPTO 1 LAKH (NOM VALUE)	952	2,08,617	1,28,694	2.35	2.35	0	0.00
	ii) INDIVIDUALS -HOLD ABOVE 1 LAKH (NOM VALUE)	1	31,757	31,757	0.36	0.36	0	0.00
(c)	ANY OTHER (SPECIFY)- A) CLEARNG MEMBERS	4	1,266	1,266	0.01	0.01	0	0.00
	B) NON-RESIDENTS	9	11,688	11,388	0.13	0.13	0	0.00
	C) TRUST	2	23,12,162	23,12,162	26.09	26.09	0	0.00
	Sub-Total (B) (2)	1028	49,21,962	48,41,399	55.52	55.52	0	0.00
	Total (B)	1028	49,21,962	48,41,399	55.52	55.52	0	0.00
	Total (A+B)	1052	88,64,962	87,84,199	100.00	100.00	38,53,042	43.46



(I)	Category of shareholder (II)	Number of shareholders (III)	Total Number of Shares (IV)	Number of shares held in dematerialized form (V)	Total Shareholding as a percentage of total no. of shares		Shares Pledged or otherwise encumbered	
					As a percentage of (A+B) (VI)	As a percentage of (A+B+C) (VII)	No. of shares (VIII)	As a percentage (IX)=(VIII)/(IV)*100
(C)	Shares held by Custodians and against which							
	Depository Receipts have been issued							
	SHARES HELD BY CUSTODIANS	0	0	0	0.00	0.00	0	0.00
	Sub-Total (C)	0	0	0	0.00	0.00	0	0.00
	Total (C)	0	0	0	0.00	0.00	0	0.00
	Grand-Total (A+B+C)	1052	88,64,962	87,84,199	100.00	100.00	38,53,042	43.46



Introductory sub-table (I)(a)

Name of the Company: BLUE COAST HOTELS LIMITED			
Scrip Code, Name of the scrip, class of security: EQUITY SHARE, EQUITY			
Quarter ended: 30/06/2014			
Partly paid-up shares:-	No. of partly paid-up shares	As a % of total no. of partly paid-up shares	As a % of total no. of shares of the company
Held by promoter/promoter group	0	0	0
Held by public	0	0	0
Total - D	0	0	0
Outstanding convertible securities:-	No. of outstanding securities	As a % of total no. of outstanding convertible securities	As a % of total no. of shares of the company, assuming full conversion of the convertible securities
Held by promoter/promoter group	0	0	0
Held by public	0	0	0
Total - E	0	0	0
Warrants:-	No. of warrants	As a % of total no. of warrants	As a % of total no. of shares of the company, assuming full conversion of warrants
Held by promoter/promoter group	0	0	0
Held by public	0	0	0
Total - F	0	0	0
Total paid-up capital of the company, assuming full conversion of warrants and convertible securities (Grand Total (A+B+C)+ D+E+F)		8864962	0

Total (A+B+C)	8864962
----------------------	----------------



Annexure II

BLUE COAST HOTELS LTD

(1) (b) Statement showing holding of securities (including shares, warrants, convertible securities) of persons belonging to the category "Promoter and Promoter Group" as on 30/06/2014

Sl. No.	Folio# / DPID, CI ID	Name of the shareholder	Details of Shares held		Encumbered shares*			Details of warrants		Details of convertible securities		Total shares (including conversion of warrants and convertible securities) as a % of diluted share capital
			Number of shares held	As a % of grand total (A)+(B)+(C)	Number	As a per-centage V1=V2 (III)*100	As a % of grand total (A)+(B)+(C) of sub-classes (I) (a)	No. of Warrants held	As a % of total no. of warrants of the same class	No. of convert-ible sec-urities held	As a % of total no. of convertible securities of the same class	
1	IN300724/10147067	AANCHAL SURI	20,200	0.23	20,200	100.00	0.23					
2	IN301127/15208413	ANUJ SURI	25,200	0.28	25,000	99.20	0.28					
3	IN300724/10147477	ANUBHAV SURI	20,200	0.23	20,000	99.00	0.23					
4	IN301127/15180046	ARUN SURI	63,600	0.72	0	0.00	0.00					
5	IN300011/10457630	BROOK INVESTMENTS & FINANCIAL SERVICES PVT. LTD	3,20,000	3.61	3,20,000	100.00	3.61					
6	IN300011/10457621	CONCEPT CREDITS & CONSULTANTS PVT. LTD	3,20,000	3.61	3,20,000	100.00	3.61					
7	IN300011/10548872	EPTOME HOLDINGS PVT.LTD	3,20,000	3.61	3,20,000	100.00	3.61					
8	IN300724/10147614	GULFY SURI	20,200	0.23	20,000	99.00	0.23					
9	IN301127/15208405	KANTA SURI	25,400	0.29	0	0.00	0.00					
10	IN300724/10139753	KUSHAL SURI	20,200	0.23	20,200	100.00	0.23					
11	IN300724/10022095	LIQUID HOLDINGS PVT. LTD.	3,20,000	3.61	3,20,000	100.00	3.61					
12	IN301127/15162784	MAANTA SURI	89,000	1.00	89,000	100.00	1.00					
13	IN300011/10414578	MID MED FINANCIAL SERVICES & INVESTMENTS PVT. LTD	3,20,000	3.61	3,20,000	100.00	3.61					
14	IN301127/15180054	P.L.SURI	30,400	0.34	30,400	100.00	0.34					
15	IN300011/10457605	REACT INVESTMENTS & FINANCIAL SERVICES PVT LTD	3,20,000	3.61	3,20,000	100.00	3.61					
16	IN301127/15180062	SANJAY SURI	30,400	0.34	30,400	100.00	0.34					
17	IN300011/10548864	SCOPE CREDITS & FINANCIAL SERVICES PVT.LTD	3,20,000	3.61	3,20,000	100.00	3.61					
18	IN300011/10548889	SEED SECURITIES & SERVICES PVT LTD	3,20,000	3.61	3,20,000	100.00	3.61					
19	0001661	SHIVALIK PESTICIDES&CHEMICALS P LTD	200	0.00	0	0.00	0.00					
20	IN300011/10457613	SOLACE INVESTMENTS & FINANCIAL SERVICES PVT. LTD.	3,39,700	3.83	3,39,700	100.00	3.83					
21	IN300011/10457648	SOLITARY INVESTMENTS & FINANCIAL SERVICES PVT. LTD.	3,20,000	3.61	3,20,000	100.00	3.61					
22	IN300011/10457592	SQUARE INVESTMENTS & FINANCIAL SERVICES PVT. LTD	3,20,000	3.61	3,20,000	100.00	3.61					
23	IN301127/15208448	SUNITA SURI	25,200	0.28	25,042	99.37	0.28					
24	IN301127/15208430	SUSHIL SURI	33,100	0.37	33,100	100.00	0.37					
Grand-Total			39,43,000	44.48	38,53,042	97.72	43.46					



**Annexure II
BLUE COAST HOTELS LTD**

(1) (c)(ii) Statement showing holding of securities (including shares,warrants,convertible securities) of persons (together with PAC) belonging to the category "Public" and holding more than 5% of the total number of shares as on 30/06/2014

Sr. No.	Folio# / DPID,CLID	Name of the shareholder	Number of shares	Shares as a percentage of total number of shares (i.e Grand total (A+B+C)) in para(I)(a) above	Details of warrants		Details of convertible securities		Total shares (including shares assuming full conversion of warrants and convertible securities) as a % of diluted share capital
					No. of Warrants held	As a % of total no. of warrants of the same class	No. of convertible securities held	As a % of total no. of convertible securities of the same class	
1	IN300724/10141849	FERRY HOLDINGS LIMITED	11,62,162	13.11					
2	IN300724/10140977	JETTY CAPITAL LIMITED	11,50,000	12.97					
3	IN301549/15770047	NORTHERN PROJECTS LIMITED	6,60,000	7.45					
Grand-Total			29,72,162	33.53	-	-	-	-	-



**Annexure II
BLUE COAST HOTELS LTD**

(1) (c)(i) Statement showing holding of securities (including shares,warrants,convertible securities) of persons belonging to the category "Public" and holding more than 1% of the total number of shares as on 30/06/2014

Sr. No.	Folio# / DPID,CLID	Name of the shareholder	Number of shares	Shares as a percentage of total number of shares (i.e Grand total (A+B+C)) in para(I)(a) above	Details of warrants		Details of convertible securities		Total shares (including shares assuming full conversion of warrants and convertible securities) as a % of diluted share capital
					No. of Warrants held	As a % of total no. of warrants of the same class	No. of convertible securities held	As a % of total no. of convertible securities of the same class	
1	IN300724/10141849	FERRY HOLDINGS LIMITED	11,62,162	13.11					
2	IN300724/10140977	JETTY CAPITAL LIMITED	11,50,000	12.97					
3	IN301549/15770047	NORTHERN PROJECTS LIMITED	6,60,000	7.45					
4	IN300724/10018422	NIKETAN TRADERS PVT. LTD.	3,10,700	3.50					
5	IN300724/10018414	POINT INVESTMENTS PVT. LTD.	3,03,700	3.43					
6	IN300476/42956553	MORGAN VENTURE LTD	2,87,561	3.24					
7	IN301127/15119592	EBONY TRADERS PVT LTD	2,42,100	2.73					
8	IN300724/10018406	PETUNIA FINANCIAL SERVICES PVT. LTD.	2,39,796	2.70					
9	IN300476/42810004	NAMEDI LEASING AND FINANCE LTD	1,19,400	1.35					
Grand-Total			44,75,419	50.48	-	-	-	-	-



Annexure II
BLUE COAST HOTELS LTD

(1) (d) Statement showing details of lock-in shares as on 30/06/2014

Sr. No.	Folio# / DPID, CLID	Name of the shareholder	Category of Shareholders (promoters/ Public)	Number of shares	Shares as a percentage of total number of shares (i.e Grand total (A+B+C)) in para(I)(a) above
---------	---------------------	-------------------------	--	------------------	--

1 IN301127/15208448 SUNITA SURI

Promoter 158

Grand-Total	158	
--------------------	------------	--



Annexure II
BLUE COAST HOTELS LTD

Shareholding Pattern as on 30/06/2014

(II) (a) Statement showing details of Depository Receipts (DRs)

Sr. No.	Type of Outstanding DR (ADRs, GDRs,SDRs,etc.	Number of Outstanding DRs	Number of shares underlying outstanding DRs	Shares underlying outstanding DRs as a percentage of total number of shares {i.e. Grand Total (A)+(B) +(C) indicated in the statement at para (1) (a) above }
			NIL	
	TOTAL			

(II) (b) Statement showing Holding of Depository Receipts (DRs), where underlying shares are in excess of 1% of the total number of shares

Sr No.	Name of the DR Holder	Type of Outstanding DR (ADRs, GDRs,SDRs,etc.	Number of shares underlying outstanding DRs	Shares underlying outstanding DRs as a percentage of total number of shares {i.e. Grand Total (A)+(B) +(C) indicated in the statement at para (1) (a) above }
			NIL	
	TOTAL			

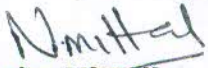


CORPORATE GOVERNANCE REPORT

Name of the Company : **Blue Coast Hotels Ltd.**
Quarter Ending : **June 30, 2014**

Particulars	Clause of Listing agreement	Compliance Status Yes/No	Remarks
I Board of Directors	49 (I)		
(A) Composition of Board	49(IA)	YES	-
(B) Non-executive Directors' compensation & disclosure.	49 (IB)	YES	-
(C) Other provisions as to Board and Committees	49 (IC)	YES	-
D) Code of Conduct	49 (ID)	YES	-
II. Audit Committee	49 (II)		
(A) Qualified & Independent Audit Committee	49 (IIA)	YES	-
(B) Meeting of Audit Committee	49 (IIB)	YES	Regularly conducted as per the requirement.
(C) Powers of Audit Committee 49 (IIC)	49 (IIC)	YES	-
(D) Role of Audit Committee	49 II(D)	YES	-
(E) Review of Information by Audit Committee	49 (IIE)	YES	-
III. Subsidiary Companies	49 (III)	YES	-
IV. Disclosures	49 (IV)		
(A) Basis of related party transactions	49 (IV A)	YES	-
(B) Disclosure of Accounting Treatment	49 (IV B)	YES	-
(C) Board Disclosures	49 (IV C)	YES	-
(D) Proceeds from public issues, rights issues, preferential issues etc.	49 (IV D)	YES	During the quarter no amount was raised.
(E) Remuneration of Directors	49 (IV E)	YES	-
(F) Management	49 (IV F)	YES	-
(G) Shareholders	49 (IV G)	YES	-
V. CEO/CFO Certification	49 (V)	YES	-
VI. Report on Corporate Governance	49 (VI)	YES	-
VII. Compliance	49 (VII)	YES	-

For Blue Coast Hotels Ltd.


(Neha Mittal)
Company Secretary

Prem Chand Goel
COMPANY SECRETARY.

1405, YUCCA, Paramount Symphony
 Crossing Republic Township, NH - 24
 Dundaheera, Ghaziabad - 201016, INDIA
 Mobile:9810000471,Email:peeceegoel@gmail.com

Reconciliation of Share Capital Audit Report

(As per Regulation 55A of the SEBI (Depositories and Participants) Regulations, 1996).

01.	For the Quarter Ended	30 th June, 2014	
02.	ISIN	INE472B01011	
03.	Face Value	Equity Shares : Rs. 10/- each. Preference Shares : Rs. 100/- each.	
04.	Name of the Company	BLUE COAST HOTELS LTD.	
05.	Registered Office Address	263C, Arossim Beach, Cansaulim, Goa. PIN: 403712	
06.	Corporate Office	415-417, Antriksh Bhavan, 22, K.G.Marg, New Delhi. PIN : 110001.	
07.	Correspondence Address	415-417, Antriksh Bhavan, 22, K.G.Marg, New Delhi. PIN : 110001.	
08.	Telephone & Fax Nos.	0832-755662,755572 (Fax). 011- 23358774,75,76 (Fax).	
09.	Email Address	info@bluecoast.in	
10.	Names of the Stock Exchanges where the Company's Securities are listed	1. National Stock Exchange (NSE) 2. Bombay Stock Exchange (BSE)	
11.	Issued Capital	Number of Shares.	%age of Capital Issued.
		88,64,962 Eq. Shares.	09.81 %
		81,50,000 Pref. Shares.	90.19 %
12.	Listed Capital (Exchange wise) {As per Company Records}	BSE 88,64,962 NSE 88,64,962	Eq. Shares 09.81 % Eq. Shares 09.81 %
13.	Held in Dematerialised Form	CDSL 59352 NSDL 8724847	Eq. Shares 0.07% Eq. Shares 9.65%



14.	Held in Physical Form		80763 81,50,000	Eq. Shares Pref. Shares	0.09% 90.19%
15.	Total no. of shares. (13+14)		88, 64, 962 Eq. Shares. 81, 50, 000 Pref. Shares		
16.	Reasons for difference, if any, between	11 12. & 15.	The difference in issued capital and listed capital is due to the issue of 81,50,000 Preference Shares of Rs. 100/- each which have not been listed & are held in Physical form.		

17. Certifying the details of changes in share capital during the Quarter under consideration as per table below:

Particulars*	No. of Shares.	Applied/ Not applied for Listing.	Listed on Stock Exchanges (Specify Names).	Whether intimate d to CDSL.	Whether intimate d to NSDL	In principal approval pending for SE (Specify Names.)
			-----NIL-----			

** Rights, Bonus, Preferential Issue, ESOPs, Amalgamation, Conversion, Buyback, Capital Reduction, Forfeiture, Any other (Specify).

18.	Register of Members is updated (Yes/No) If not, updated up to which date.	Yes.
19.	Reference of previous Quarter with regards to excess Dematerialized Shares, if any.	N.A.
20.	Has the Company resolved the matters mentioned in point no. 19 above in the current year? If not, reasons why?	N.A.

21. Mentioned the total no. of requests, if any, confirmed in 21 days and the total no. of requests pending beyond 21 days (with the reasons for delay:

Total no. of Demat Requests.	No. of Requests.	No. of Shares.	Reasons for delay.
Confirmed in 21 days	NIL	NIL	NIL
Confirmed beyond 21 Days.	NIL	NIL	NIL



22.	Names, Telephone & Fax No. of the Compliance Officer of the Company.	Neha Mittal Company Secretary Tel.- 23358774-75, Fax.- 23358776. Email -Rajesh.sharma@bluecoast.in
-----	--	--



23.	Name, Address, Telephone & Fax No. Registration No. of the certifying CA/CS	Prem Chand Goel 1405, YUCCA, Paramount Symphony, Crossings Republik, N H - 24 Ghaziabad-201016, (U.P.) (M.) - 9810000471 C.P. No. - 457. Email peeceegoel@gmail.com
24.	Appointment of Common Agency for Share Registry Work - (If Yes, Name & Address)	RCMC Share Registry P. Ltd. B - 106, Sector - 2 NOIDA-201301, (U.P.) Ph. : (0120) - 4015880, 4015886

25. Any other detail that the CA/CS may like to provide (e.g. BIFR Company Delisting from Stock Exchange). N.A.

Date : 09th July, 2014
Place: Ghaziabad.



(Prem Chand Goel)
Company Secretary
C.P.No.457.